



### ■ Features

- Universal AC input / Full range
- Built-in active PFC function
- Energy efficiency Level VI
- No load power consumption <0.15W
- Comply with EISA 2007/DoE, NRCAN and EU ErP
- 125% peak load capability
- Fanless design, cooling by free air convection
- Protection: Short circuit / Overload / Over voltage / Over temperature
- 3 years warranty

### ■ Applications

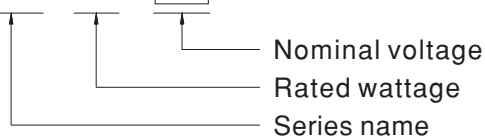
- Land mobile radio system
- Surveillance system
- TV antenna facility

### ■ Description

ENP-240 series is a 240W desktop type power supply working perfectly for communication related applications. Observing the standard 7" width size in the land mobile radio field, it provides the most frequently used voltage in the communication field. With the rugged mechanical design along with the high efficiency circuitry, it operates for the ambient temperature range -30°C~+70°C under free air convection.

### ■ Model Encoding

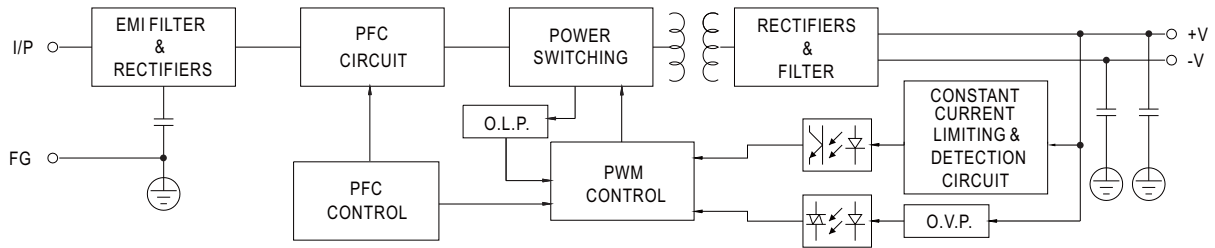
ENP - 240 - 24



**SPECIFICATION**

MODEL		ENP-240-12	ENP-240-24	ENP-240-48	
OUTPUT	DC VOLTAGE	13.8V	27.6V	55.2V	
	RATED CURRENT	17.4A	8.7A	4.4A	
	CURRENT	RATED	0 ~ 17.4A	0 ~ 8.7A	0 ~ 4.4A
		PEAK <small>Note.2</small>	21.7A	10.9A	5.5A
	WATTAGE	RATED	240.1W	240.1W	243W
		PEAK <small>Note.2</small>	300W	300W	304W
	RIPPLE & NOISE (max.) <small>Note.3</small>	150mVp-p	150mVp-p	350mVp-p	
	VOLTAGE ADJ. RANGE	11.5 ~ 15V	23.5 ~ 30V	47.5 ~ 58.8V	
	VOLTAGE TOLERANCE <small>Note.4</small>	± 1.0%	± 1.0%	± 1.0%	
	LINE REGULATION <small>Note.5</small>	± 0.5%	± 0.5%	± 0.5%	
LOAD REGULATION <small>Note.6</small>	± 2.0%	± 1.0%	± 0.5%		
SETUP, RISE TIME <small>Note.7</small>	1000ms, 100ms at full load				
HOLD UP TIME (Typ.)	20ms at full load				
INPUT	VOLTAGE RANGE <small>Note.8</small>	90 ~ 264VAC    127 ~ 370VDC			
	FREQUENCY RANGE	47 ~ 63Hz			
	POWER FACTOR (Typ.)	PF>0.98/115VAC, PF>0.95/230VAC at full load			
	EFFICIENCY (Typ.)	91%	93.5%	94%	
	AC CURRENT (Typ.)	2.5A/115VAC    1.25A/230VAC			
	INRUSH CURRENT (Typ.)	COLD START 75A at 230VAC			
	LEAKAGE CURRENT	<3.5mA / 240VAC			
	NO LOAD POWER CONSUMPTION	<0.15W			
PROTECTION	SHORT CIRCUIT	Protection type : Constant current limiting, recovers automatically after fault condition is removed			
	OVERLOAD	Normally works within 110 ~ 125% rated output power for more than 3 seconds and switches to constant current limiting, with auto-recovery after the peak load condition is removed			
		Constant current limiting, if > 125% rated power, with auto-recovery after the overload condition is removed			
	OVER VOLTAGE	15.5 ~ 18.2V	31 ~ 36.5V	62.1 ~ 72.9V	
OVER TEMPERATURE	Shut down O/P voltage, recovers automatically after temperature goes down				
ENVIRONMENT	WORKING TEMP.	-30 ~ +70°C (Refer to "Derating Curve")			
	WORKING HUMIDITY	20 ~ 95% RH non-condensing			
	STORAGE TEMP., HUMIDITY	-40 ~ +85°C, 10 ~ 95% RH non-condensing			
	TEMP. COEFFICIENT	± 0.05%/°C (0 ~ 50°C)			
	VIBRATION	10 ~ 500Hz, 2G 10min./1cycle, 60min. each along X, Y, Z axes			
SAFETY & EMC (Note 9)	SAFETY STANDARDS	IEC62368-1, UL62368-1, EAC TP TC 004 approved			
	WITHSTAND VOLTAGE	I/P-O/P:3KVAC    I/P-FG:2KVAC    O/P-FG:0.5KVAC			
	ISOLATION RESISTANCE	I/P-O/P, I/P-FG, O/P-FG:100M Ohms / 500VDC / 25°C / 70% RH			
	EMC EMISSION	Parameter	Standard	Test Level / Note	
		Conducted	EN55032 (CISPR32) / FCC PART15 (CISPR22)	Class B	
		Radiated	EN55032 (CISPR32) / FCC PART15 (CISPR22)	Class B	
		Harmonic Current	EN61000-3-2	-----	
	Voltage Flicker	EN61000-3-3	-----		
	EMC IMMUNITY	EN55024	Parameter	Standard	Test Level / Note
		ESD	EN61000-4-2	Level 3, 8KV air ; Level 2, 4KV contact	
Radiated		EN61000-4-3	Level 2, 3V/m		
EFT / Burst		EN61000-4-4	Level 2, 1KV		
Surge		EN61000-4-5	Level 2, 1KV/Line-Line, Level 3, 2KV/Line-Earth		
Conducted		EN61000-4-6	Level 2, 3Vrms		
Magnetic Field		EN61000-4-8	Level 1, 1A/m		
Voltage Dips and Interruptions		EN61000-4-11	>95% dip 0.5 periods, 30% dip 25 periods, >95% interruptions 250 periods		
OTHERS	MTBF	170.5K hrs min.    MIL-HDBK-217F (25°C)			
	DIMENSION	192*178*45.5mm (L*W*H)			
	PACKING	1.23Kg; 10pcs/13.3Kg / 1.38CUFT			
NOTE	<p>1. All parameters NOT specially mentioned are measured at 230VAC input, rated load and 25°C of ambient temperature.</p> <p>2. Peak current or peak power up to 3 seconds is provided.</p> <p>3. Ripple &amp; noise are measured at 20MHz of bandwidth by using a 12" twisted pair-wire terminated with a 0.1uf &amp; 47uf parallel capacitor.</p> <p>4. Tolerance : includes set up tolerance, line regulation and load regulation.</p> <p>5. Line regulation is measured from low line to high line at rated load.</p> <p>6. Load regulation is measured from 0% to 100% rated load.</p> <p>7. Length of set up time is measured at cold first start. Turning ON/OFF the power supply very quickly may lead to increase of the set up time.</p> <p>8. Derating may be needed under low input voltages. Please check the derating curve for more details.</p> <p>9. The power supply is considered as an independent unit, but the final equipment still need to re-confirm that the whole system complies with the EMC directives. For guidance on how to perform these EMC tests, please refer to "EMI testing of component power supplies." (as available on <a href="http://www.meanwell.com">http://www.meanwell.com</a>)</p> <p>10. The ambient temperature derating of 3.5°C/1000m with fanless models and of 5°C/1000m with fan models for operating altitude higher than 2000m(6500ft).</p> <p>※ Product Liability Disclaimer : For detailed information, please refer to <a href="https://www.meanwell.com/serviceDisclaimer.aspx">https://www.meanwell.com/serviceDisclaimer.aspx</a></p>				

■ Block Diagram



■ Derating Curve

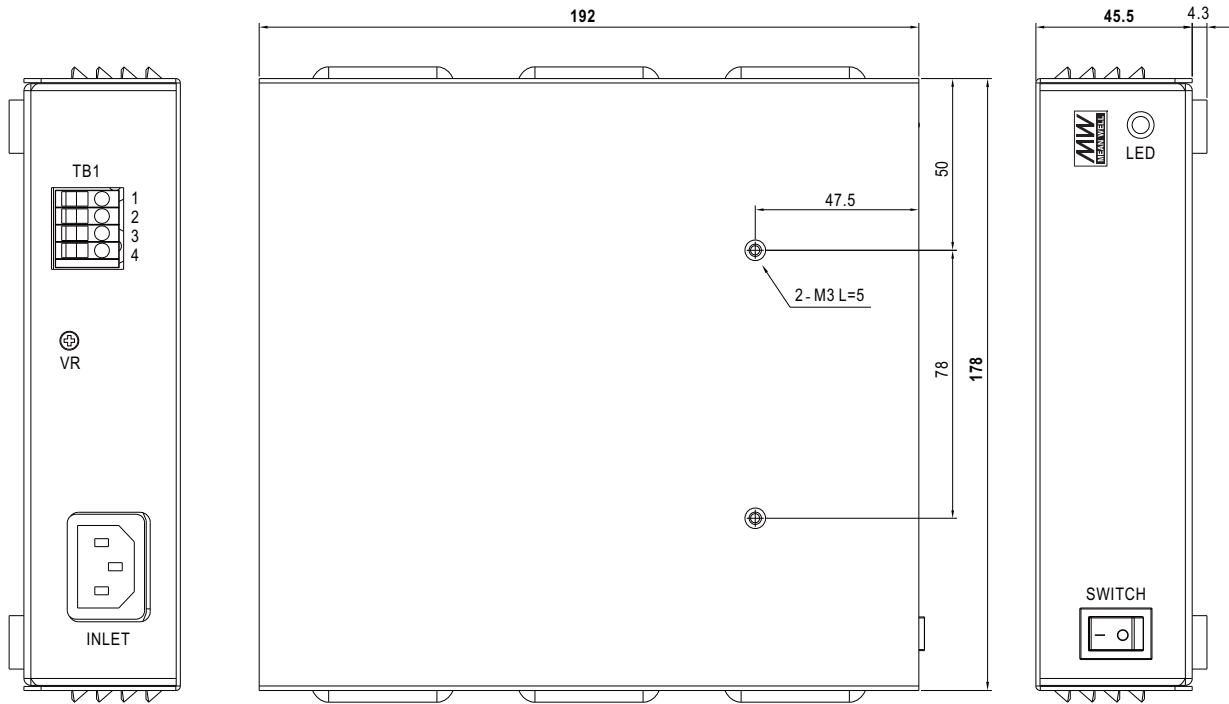


■ Static Characteristics



■ Mechanical Specification

Case No. 252 Unit:mm



Terminal Pin No. Assignment (TB1):

Pin No.	Assignment
1,2	+V
3,4	-V

Note: Please use wires with a cross section of 0.5 - 4.0 mm<sup>2</sup> (12~20AWG) for connection.  
 Recommended wires strip length is 9 mm and screw torque is 4.0 lb-inch (0.4~0.5Nm).

■ Installation Manual

Please refer to : <http://www.meanwell.com/manual.html>